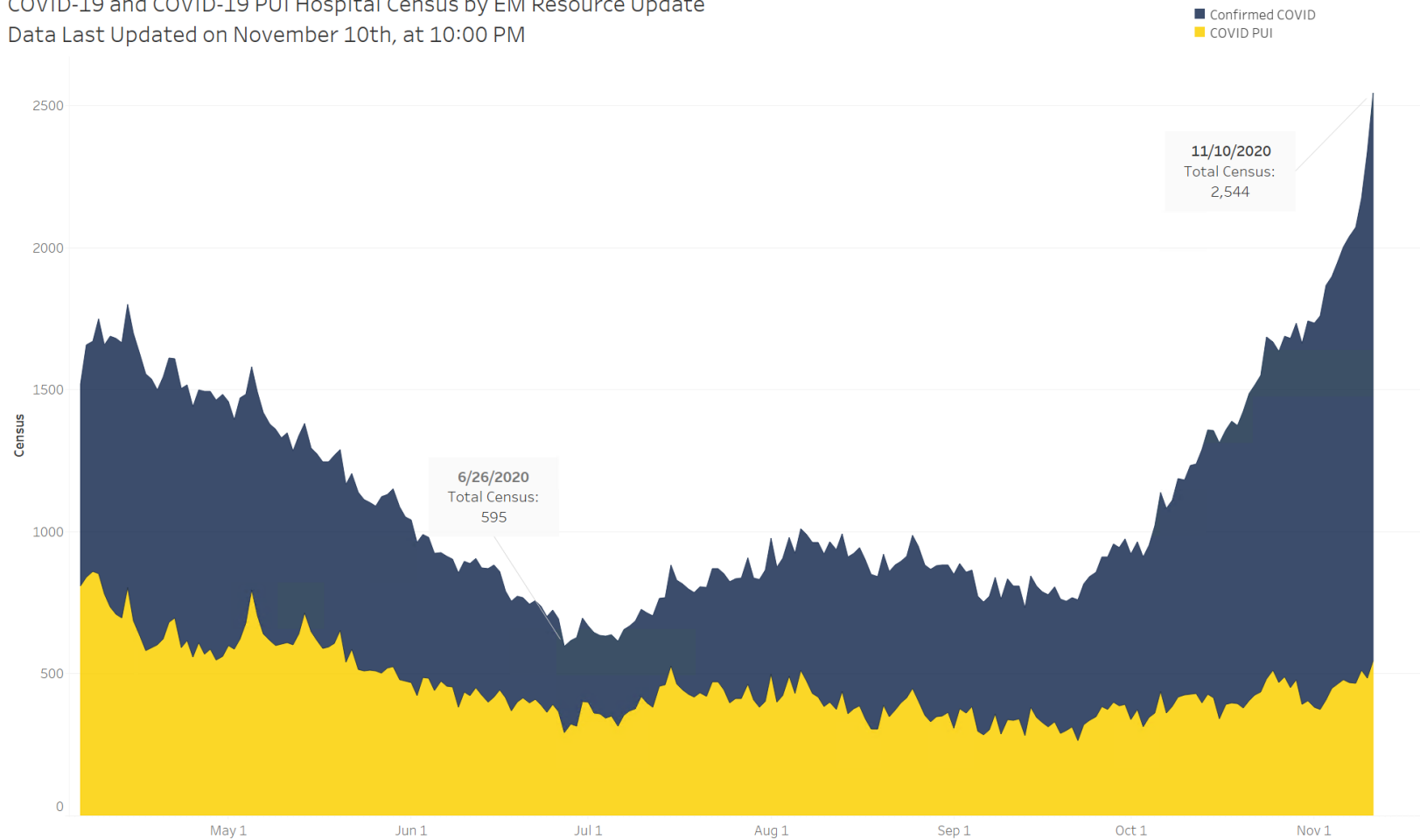


Statewide COVID -19 Hospital Census

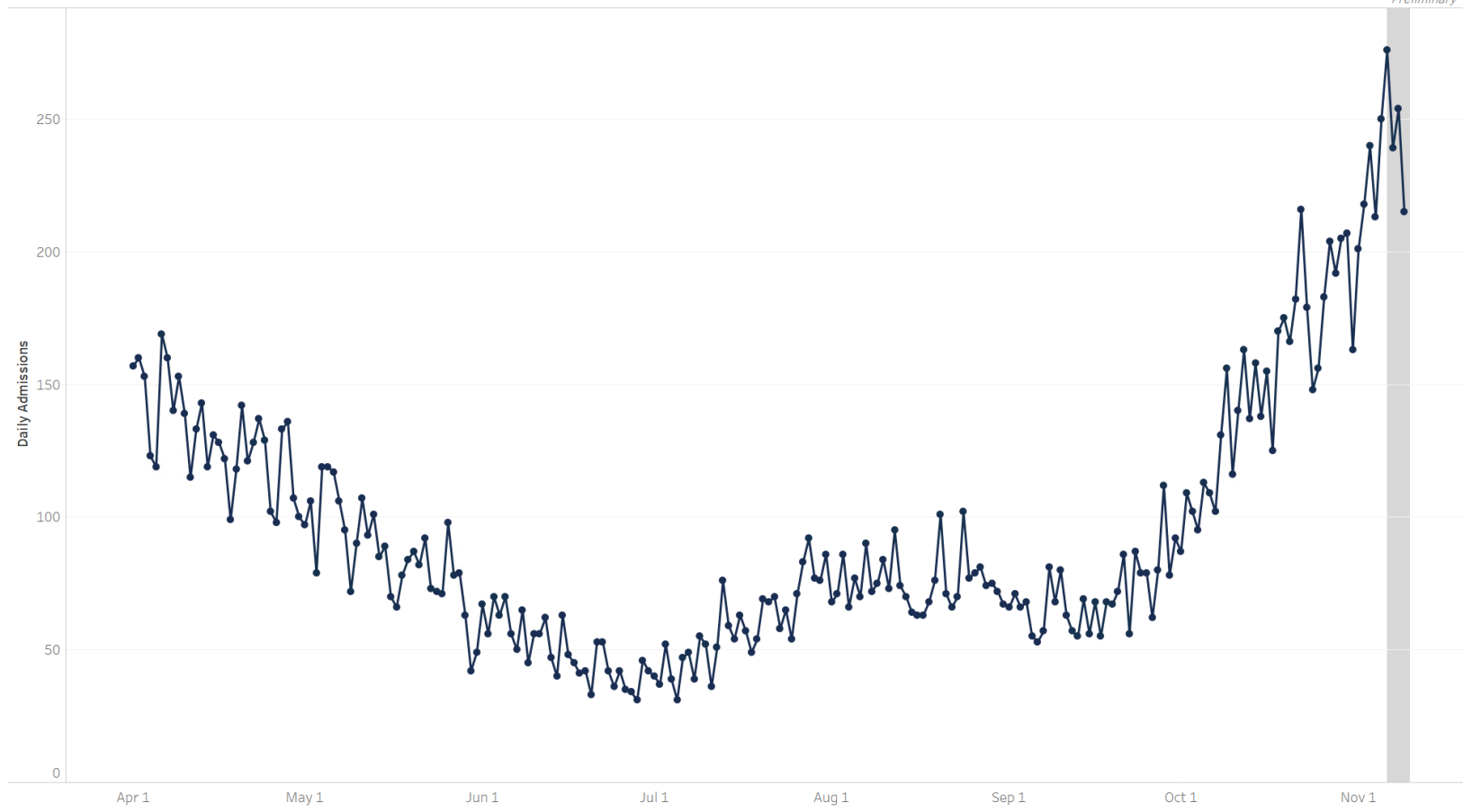
COVID-19 and COVID-19 PUI Hospital Census by EM Resource Update
Data Last Updated on November 10th, at 10:00 PM



#backontrack

Statewide COVID -19 Hospital Admissions

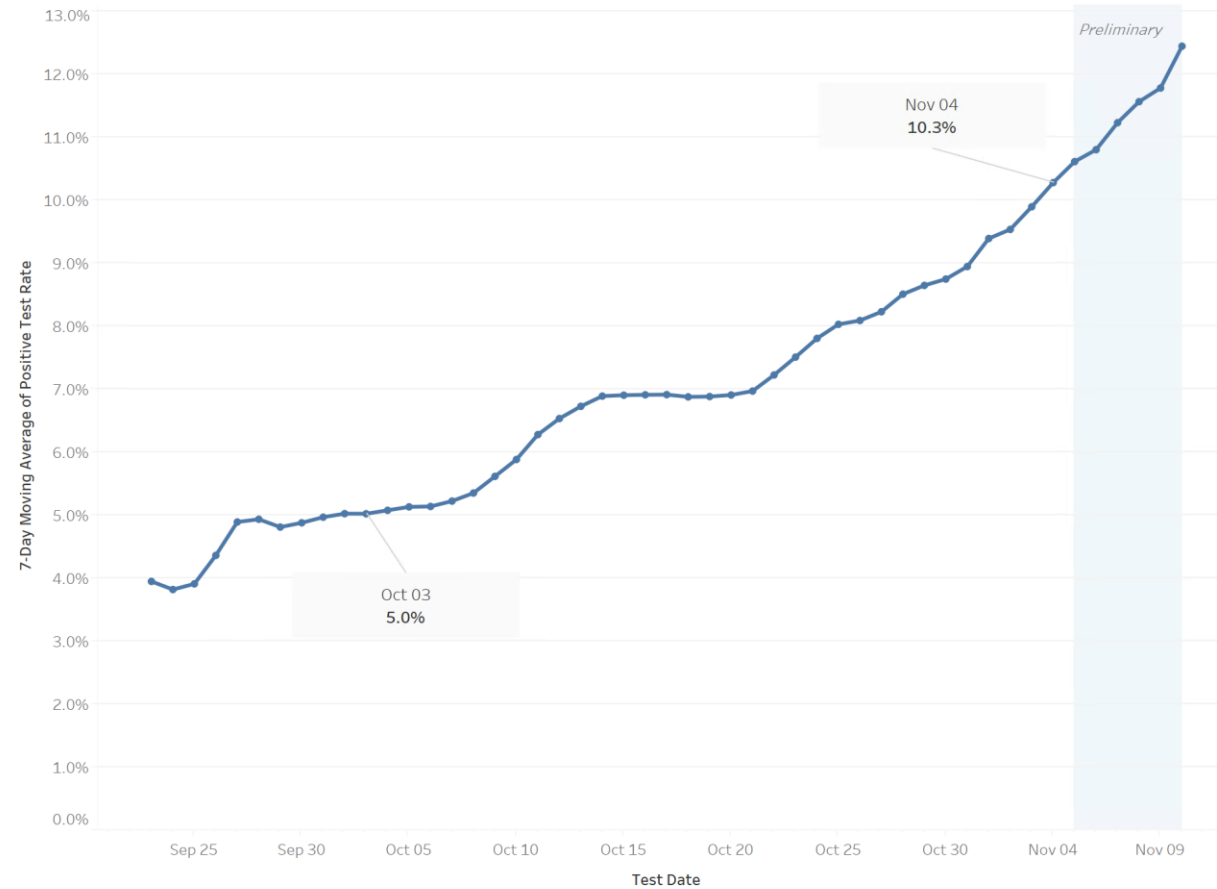
Number of Daily Inpatient Admissions for COVID-19 Positive Individuals
Data Last Updated on November 10, at 1:00 PM



#backontrack

Positivity rate: Stage 5 to date

Statewide Daily Positive Test Rate
7-Day Moving Average, September 23, 2020 to Present



County metrics map

Sept. 26 vs today

Sept. 26


- Two Score Color**
- Blue (0 and 0.5)
 - Yellow (1 and 1.5)
 - Orange (2 and 2.5)
 - Red (3)

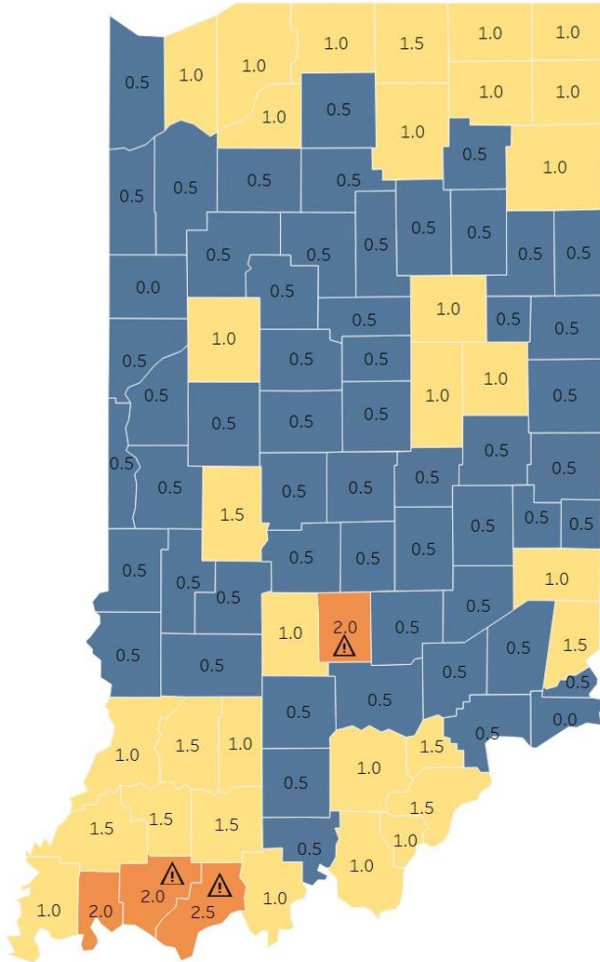
New Cases per 100,000 Residents

- Less than 10 new cases = 0
- 10 to 99 new cases = 1
- 100 to 199 new cases = 2
- 200 or more new cases = 3

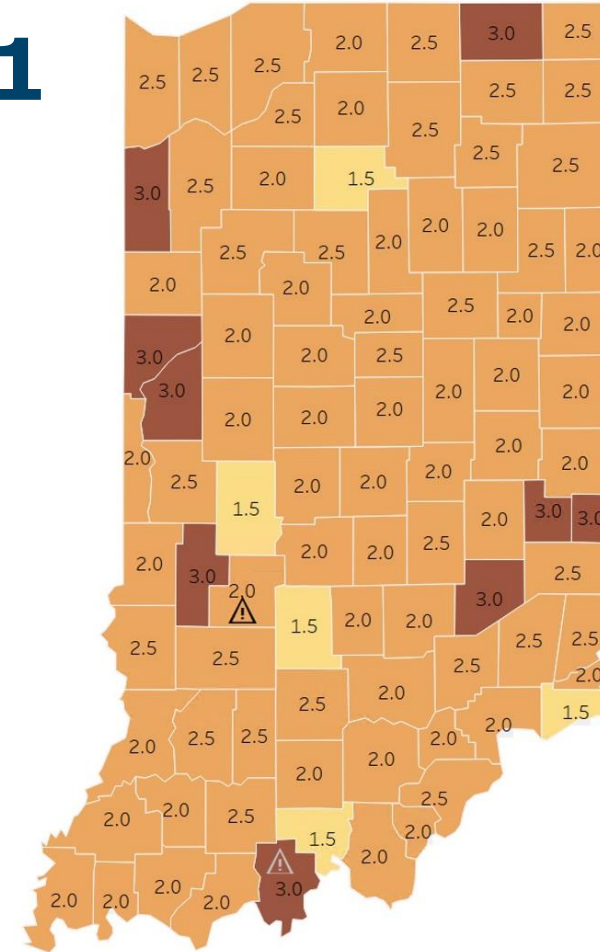
Percent Positivity

- Less than 5% = 0
- 5% to 9.99% = 1
- 10% to 14.99% = 2
- 15% or greater = 3

The  symbol indicates that the county has a large portion of their weekly cases in a congregate setting



Nov. 11



Positivity Rate – All Tests

Sept. 16

7-Day Positivity Rate

3.9%

Cumulative Rate

6%

Nov. 11

7-Day Positivity Rate

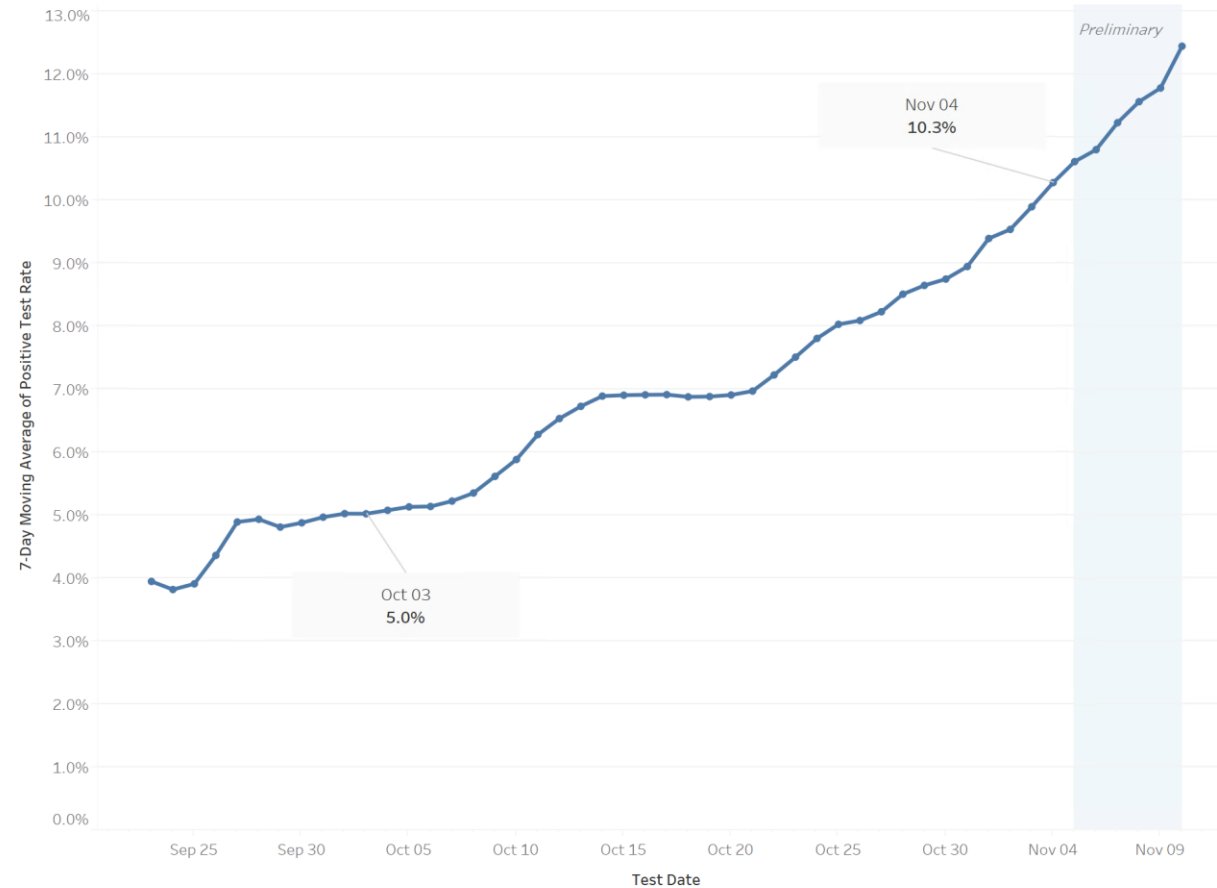
10.3%

Cumulative Rate

6.4%

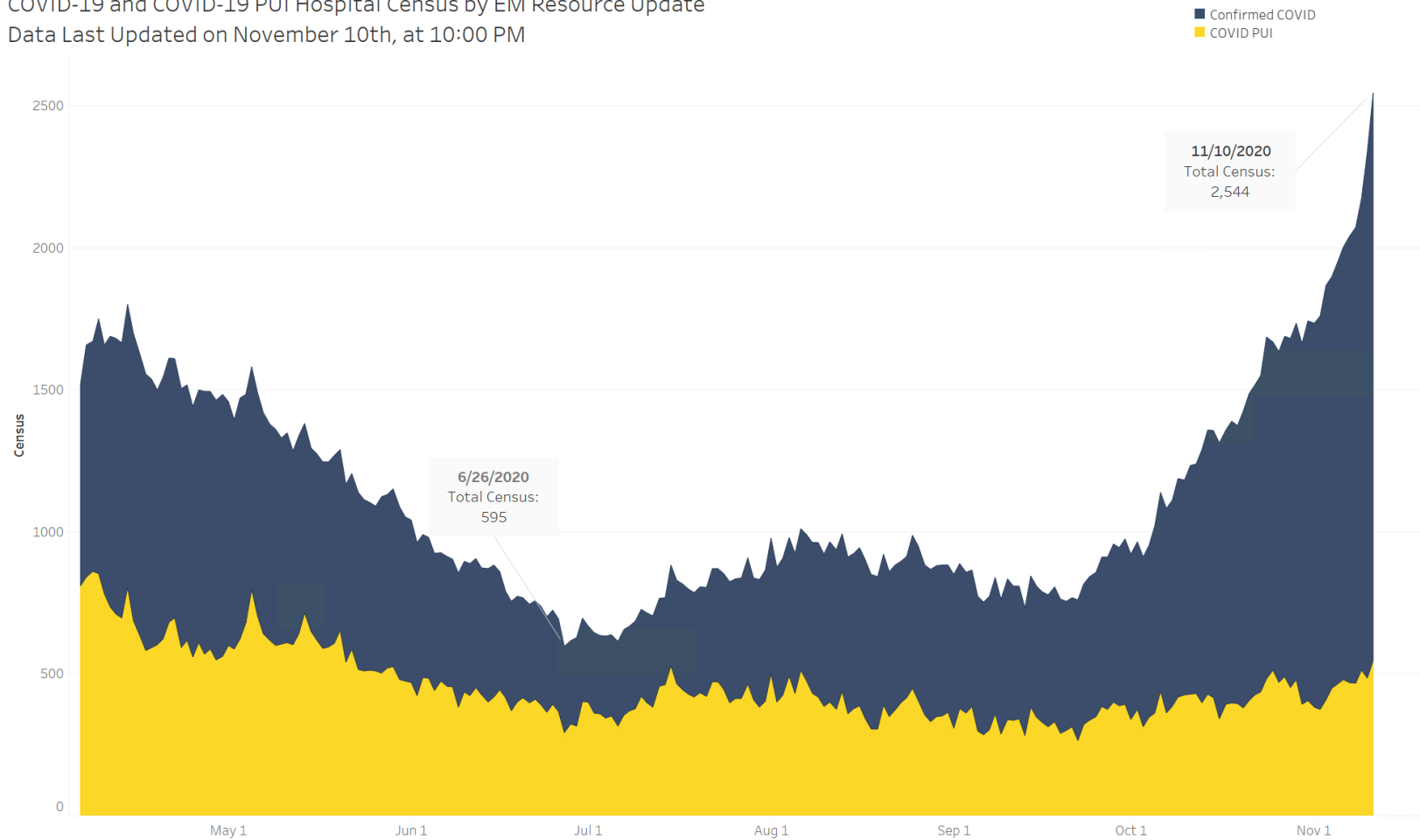
Positivity rate: Stage 5 to date

Statewide Daily Positive Test Rate
7-Day Moving Average, September 23, 2020 to Present



Statewide COVID -19 Hospital Census

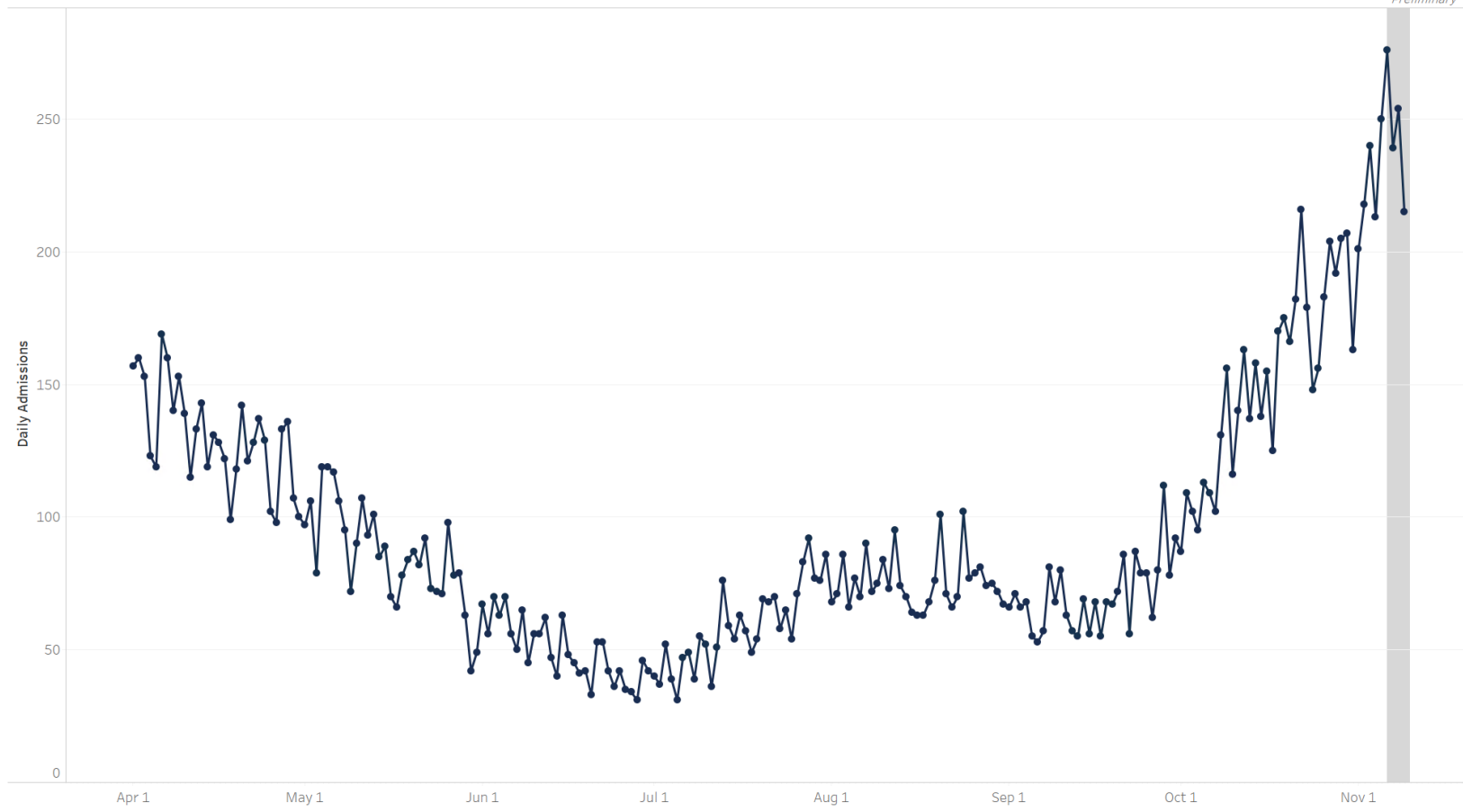
COVID-19 and COVID-19 PUI Hospital Census by EM Resource Update
Data Last Updated on November 10th, at 10:00 PM



#backontrack

Statewide COVID -19 Hospital Admissions

Number of Daily Inpatient Admissions for COVID-19 Positive Individuals
Data Last Updated on November 10, at 1:00 PM



#backontrack

County metrics map

Sept. 26 vs today

Sept. 26


- Two Score Color**
- Blue (0 and 0.5)
 - Yellow (1 and 1.5)
 - Orange (2 and 2.5)
 - Red (3)

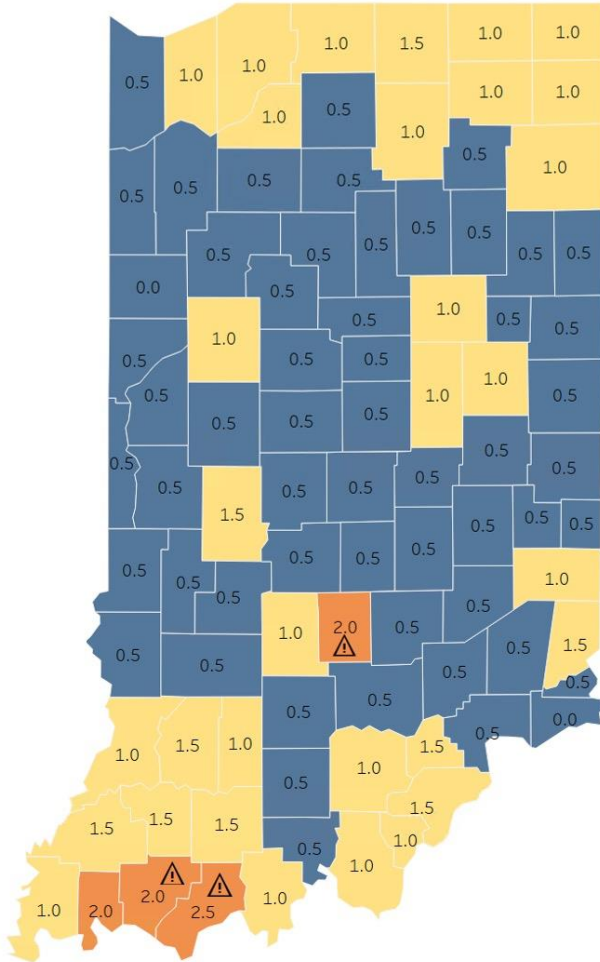
New Cases per 100,000 Residents

- Less than 10 new cases = 0
- 10 to 99 new cases = 1
- 100 to 199 new cases = 2
- 200 or more new cases = 3

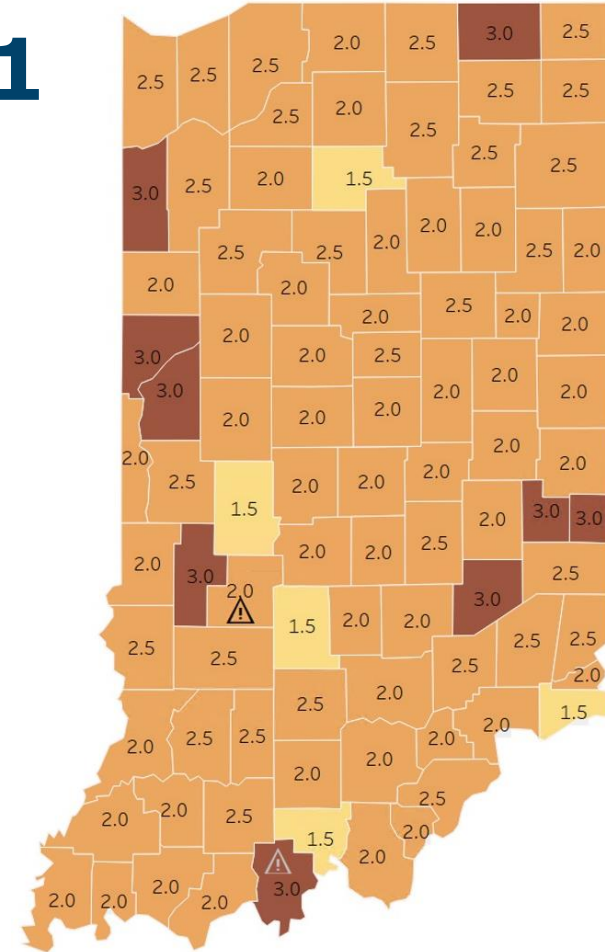
Percent Positivity

- Less than 5% = 0
- 5% to 9.99% = 1
- 10% to 14.99% = 2
- 15% or greater = 3

The  symbol indicates that the county has a large portion of their weekly cases in a congregate setting



Nov. 11



Pandemic Response Requirements

Back on Track stages guided Indiana's reopening plan from the onset of the pandemic

Now, requirements are being established based on a county's status in the color-coded metrics map

Businesses will remain open, but operators and patrons must meet certain requirements when a county is in orange or red status

Hospitals should implement evidence-based criteria to reprioritize non-emergent procedures and surgeries to ensure sufficient capacity for all patients

Pandemic Response Requirements

Signage stating face coverings must be worn are required at public and employee entrances. Only people wearing face coverings are admitted

All customers in restaurants, bars and nightclubs must be spaced 6 feet apart

Indiana Department of Homeland Security and Alcohol & Tobacco Commission, with local partners, will continue to check businesses for occupancy, social distancing and face covering requirements

Pandemic Response Requirements

Requirements for counties in **orange** on the color-coded metrics map

- Social gatherings of any kind, inside or outside, are limited to 50 people
- Special, seasonal or commercial events planned for more than 50 people require approval of a safety plan by the local health department

Pandemic Response Requirements

Requirements for counties in **orange** on the color-coded metrics map

- Attendance at winter indoor K-12 extracurricular and co-curricular events is limited to 25 percent capacity
- Capacity in common areas and break rooms should be reduced and users should be socially distanced
- Community rec sports leagues and tournaments may continue with attendance limited to participants, required personnel and parents/guardians only

Pandemic Response Requirements

Requirements for counties in **red** on the color-coded metrics map

- Social gatherings of any kind, inside or outside, are limited to 25 people
- Special, seasonal or commercial events planned for more than 25 people require approval of safety plans by the local health department. Events are not advised to be held. College and professional sports are included.

Pandemic Response Requirements

Requirements for counties in **red** on the color-coded metrics map

- Attendance at winter indoor K-12 extracurricular and co-curricular activities, including IHSAA sports, is limited to participants, support personnel and parents/guardians.
- Local officials may consider limiting hours for the operation of bars, nightclubs, and restaurants
- Community recreational sports leagues and tournaments may continue with participants, required personnel and parents/guardians only.

Pandemic Response Requirements

Requirements for counties in **red** on the color-coded metrics map

- Senior care activities suspended
- Hospitals, long-term care facilities and other congregate setting may impose visitation limits
- Common areas and break rooms should be closed

Local Compliance Efforts

- **State will make available \$20 million for local governments to use for compliance efforts, such as reviewing local event plans, public awareness and enforcement**
- **Local governments will be asked to support compliance efforts to be eligible for funds**
- **Details will be finalized in the next few days**